



2023

2024 04

www.cninfo.com.cn

10

1.30

1,560,587,588

202,876,386.44



.....2

.....6

.....12

.....42

.....68

.....71

.....91

.....99

.....99

.....99

	SHEN ZHEN KAIFA TECHNOLOGY CO.,LTD.		
	KAIFA		
	518035		
	518035		

	www.szse.cn
	http://www.cninfo.com.cn

91440300618873567Y

1985 7 4

1993 10 8

1993 887

1993 11 22

()

2,567.50

1994 2 2

15,167.50

29.91%

28.24% 9.97% 8.31% 6.65%

1996 4 17

10 3

27.76%

26.22%

9.25%

7.71%

6.17%

1997

1997 10 11

16.23%

1998 3 10

1998 32

27.76%

9.25%

1998 4 13

1998 35

1998 35

53.24%

6.17

59.41

2014 2 12

2014 132

2014 7 11

H

2017 1 6

2017 1 11

44.51%

2019 9 25

1%

800

43.51%

2020 8 3

2019

			101,569,074		6.90%
			36.61%		
	2020	12	31	36.61%	
	2021	4	19	A	8,932.82
	20				2021 5
					34.51%

	2023	2022		2021
	14,264,648,386.89	16,118,375,162.38	-11.50%	16,488,253,175.97
	644,601,244.53	659,052,805.91		775,394,154.82
	673,248,839.38	652,989,746.80		307,525,753.47
	2,002,232,683.50	895,695,279.53		867,605,722.02
	0.4131	0.4223		0.5065
	0.4131	0.4223		0.5065
	6.06%	6.54%		8.67%
	2023	2022		2021
	27,382,654,775.73	27,812,939,467.81		27,048,915,810.62
	10,962,137,542.77	10,318,929,498.82		9,846,917,365.02

	1,560,587,588
--	---------------

	0
	0
	0.4131

1

2

3

	3,933,775,539.21	3,806,793,414.66	3,230,833,596.33	3,293,245,836.69
	101,012,991.01	195,825,356.27	149,682,473.89	198,080,423.36
	87,653,500.06	177,379,983.85	109,042,391.77	299,172,963.70
	512,120,752.57	1,037,978,409.87	-759,285,051.47	1,211,418,572.53

	39,739,318.89	11,111,821.59	1,792,792.96	
	-92,420,631.54	81,650,807.53	197,751,665.76	
	12,766,532.49	-75,897,312.43	474,740,681.74	
	7,571,867.12	150,000.00	0.00	
	0.00	0.00	-61,572,663.98	
	-4,691,075.77	3,417,156.57	10,675,586.00	
	23,458,380.31	459,300.09	1,943,018.46	
	-5,944,728.31	-610,469.25	110,746,136.24	
	21,016,714.66	15,439,183.49	46,716,543.35	
	-28,647,594.85	6,063,059.11	467,868,401.35	--

3.

2

1

	14,264,648,386.89	100.00%	16,118,375,162.38	100%	-11.50%
	14,225,202,456.42	99.72%	16,036,088,041.53	99.49%	-11.29%
	39,445,930.47	0.28%	82,287,120.85	0.51%	-52.06%
	2,558,915,387.43	17.94%	2,647,436,590.77	16.43%	-3.34%
	2,544,612,430.18	17.84%	1,794,359,654.98	11.13%	41.81%
	9,121,674,638.81	63.94%	11,594,291,795.78	71.93%	-21.33%
	39,445,930.47	0.28%	82,287,120.85	0.51%	-52.06%
	4,053,348,648.73	28.42%	5,112,932,197.20	31.72%	-20.72%
	6,566,033,619.92	46.03%	6,398,579,964.41	39.70%	2.62%
	3,645,266,118.24	25.55%	4,606,863,000.77	28.58%	-20.87%
	14,264,648,386.89	100.00%	16,118,375,162.38	100.00%	-11.50%

2

10%

	14,225,202,456.42	11,875,426,969.81	16.52%	-11.29%	-15.99%	4.66%
	2,558,915,387.43	2,050,775,494.74	19.86%	-3.34%	-8.41%	4.44%
	2,544,612,430.18	1,683,993,767.14	33.82%	41.81%	17.73%	13.53%
	9,121,674,638.81	8,140,657,707.93	10.75%	-21.33%	-22.21%	1.01%
	4,013,902,718.26	3,210,020,525.42	20.03%	-20.21%	-25.51%	5.70%
	6,566,033,619.92	5,810,978,084.61	11.50%	2.62%	1.92%	0.61%
	3,645,266,118.24	2,854,428,359.78	21.69%	-20.87%	-30.78%	11.20%
	14,225,202,456.42	11,875,426,969.81	16.52%	-11.29%	-15.99%	4.66%

1

□ √

3

			838,478,936	845,293,773	-0.81%
			838,172,324	850,630,727	-1.46%
			23,921,497	24,228,109	-1.27%

30%

□ √

4

5

		2023		2022		
		9,170,336,214.26	77.22%	11,197,699,134.86	79.22%	-2.00%
		1,332,759,385.46	11.22%	1,588,368,205.11	11.24%	-0.02%
		494,711,192.97	4.17%	422,492,269.87	2.99%	1.18%
		202,606,413.29	1.71%	195,099,432.54	1.38%	0.33%
		675,013,763.83	5.68%	731,345,862.03	5.17%	0.51%

6

2

7

8

	8,179,721,082.82
	57.34%
	0.00%

5

1		3,446,499,436.76	24.16%
2		1,923,575,087.40	13.48%
3		1,169,472,474.04	8.20%
4		964,852,947.17	6.76%
5		675,321,137.45	4.73%

		8,179,721,082.82	57.34%
--	--	------------------	--------

		2,227,709,783.82	
			22.09%
			0.00%

1		531,499,300.20	5.27%
2		518,921,559.93	5.15%
3		509,086,362.46	5.05%
4		367,556,979.04	3.65%
5		300,645,582.19	2.98%
		2,227,709,783.82	22.09%

√

3

	2023	2022		
	130,966,262.52	81,332,612.10	61.03%	0.50
	572,056,493.65	568,939,093.61	0.55%	
	19,995,785.72	-426,802,818.46	-104.69%	4.47
	362,019,207.03	312,947,869.09	15.68%	

4

√

	601	603	-0.33%
	3.49%	3.39%	0.1%
	496	465	6.67%
	73	76	-3.95%
	295	320	-7.81%
	232	237	-2.11%

	2023	2022	
	362,019,207.03	312,947,869.09	15.68%
	2.54%	1.94%	0.60%
	0.00	0.00	-
	0.00	0.00	-

✓

✓

✓

5

	2023	2022	
	12,526,009,116.48	12,550,510,281.88	-0.20%
	10,523,776,432.98	11,654,815,002.35	-9.70%
	2,002,232,683.50	895,695,279.53	123.54%
	240,657,896.69	385,087,233.18	-37.51%
	1,122,811,608.96	2,084,016,050.39	-46.12%
	-882,153,712.27	-1,698,928,817.21	-48.08%
	21,786,109,170.12	37,158,748,646.20	-41.37%
	23,878,442,666.37	38,331,827,902.22	-37.71%
	-2,092,333,496.25	-1,173,079,256.02	78.36%
	-945,551,517.70	-1,977,036,270.36	-52.17%

1

0.42

2

0.34

3

7.98

4

1.63

1.89

5

49.64%

6

41.64%

	37,918,965.00	3.83%		
	-16,307,800.93	-1.65%		
	-231,735,928.78	-23.38%		
	31,868,868.78	3.22%		
	8,410,488.47	0.85%		

1

	2023		2023			
	7,723,299,663.10	28.21%	8,897,166,415.34	31.99%	-3.78%	
	3,695,047,693.61	13.49%	2,674,127,604.30	9.61%	3.88%	38.18%

	0.00	0.00%	0.00	0.00%	0.00%	
	3,525,859,256.48	12.88%	4,522,889,446.08	16.26%	-3.39%	
	2,501,622,512.60	9.14%	1,583,802,900.00	5.69%	3.44%	9.18 B
	855,831,177.18	3.13%	794,427,592.04	2.86%	0.27%	
	4,853,461,400.89	17.72%	4,217,147,008.20	15.16%	2.56%	
	1,864,280,070.60	6.81%	3,019,192,365.91	10.86%	-4.05%	11.55 B
	45,806,471.43	0.17%	6,329,360.77	0.02%	0.15%	0.39
	5,587,243,048.28	20.40%	8,682,645,693.02	31.22%	-10.82%	30.95
	753,524,743.67	2.75%	625,114,365.84	2.25%	0.50%	
	1,399,060,002.78	5.11%	2,001,483,185.42	7.20%	-2.09%	6.02
	38,675,815.10	0.14%	4,877,825.96	0.02%	0.12%	0.34

2



	2,174,128,979.65	35,692,397.28	17,963,876.54	0.00	922,510,688.37	0.00		3,150,295,941.84
	54,487.23	52,000,198.21						52,054,685.44

3

15.43

1

36,200,000.00	399,500,000.00	-90.94%

2

			3,620.00	48.00%					2,935.40		
			3,620.00						2,935.40		

				45,922.50	304,346.96						2023 04 21	2023-02 3
				45,922.50	304,346.96							

+

±

É



2

1

2

5

			()		()						
002855		1,782.24	973.90	3.88%	573.28	2.33%	21,561.06	10,385.58	20,862.36		
301013		1,999.25	536.25	2.29%	205.60	0.88%	3,258.76	3,807.46	3,505.58		
688707		5,600.00	560.00	1.26%	560.00	1.26%	11,480.00	392.00	-9,877.00		
		9,381.49	-	-	-	-	36,299.82	14,585.04	14,490.94	-	-

		146,165.28	146,165.28	332.68	147,381.06	--	--	7,608.45	--	
	2021	9	27							
					30,149.30			120.87		30,270.17
				2021	12	31				
										332.68
				500						1%

3

✓

1

✓

2

✓

				546,872.09	180,621.68	841,070.41	12,354.99	10,232.77
				320,667.96	61,924.41	299,494.55	1,044.29	1,044.82
				229,831.69	151,301.04	254,981.33	55,150.46	48,317.53
				576,160.28	397,388.41	455,162.16	20,360.48	17,344.41
				628,332.25	95,427.05	961,655.01	4,428.97	3,506.57
				53,730.82	49,344.14	33,956.07	4,865.95	4,120.88
				183,211.17	82,572.73	342,336.80	16,342.02	14,217.42

1

1.87 0.69

2

3.10 0.68

3

0.53

4

0.4



□ √



□ √

1



√ □

√ □

2

1

1989 11

2010 5

1990 4

2023 12

2021 1

2021 8

2023 12

2020 1

2023 12

AFP

ECI

TMT

SypherMedia

IET

IMA

2020 1

2023 12

1989

2022 11

2023 12

2010 9

2011 9

2023 12

2023 12

2022 1

2023 12

2023 12

3

2012 11

	--					--

1



1

	743
	16,498
	17,421
	19,524
	0
	14,833

	130
	1,950
	114
	214
	17,241
	277
	2,360
	1,755
	1,417
	11,432
	17,241

2

/

3

2023

+

/

+ +

1

2

6

4

□ √

1

2020 10 16

2020 11 3 2020

2021-2023

2023 4 19

2023 6 15

2022

2024 -2026

2

2023 7 26

2022

10

1.30

202,876,386.44

2021 2023

30.78%

190.26%

	0
	1.30
	0
	1,560,587,588.00
	202,876,386.44
	0
	202,876,386.44
	1,132,075,273.47
	100%

20%	
-----	--

						2023	
169,623,401.64				2023			
2023	169,623,401.64	1,029,551,349.46					
135,776,908.81	2022	202,876,386.44	2023	12	31		
1,132,075,273.47				2023			
				10		1.30	
1,560,587,588		202,876,386.44					
2023							

								/						
		0	270,000	0	0	/	270,000	16.21	0	0	0	/	0	
		0	270,000	0	0		270,000							

2

3

1

2

1

	100.00%
	100.00%
	0
	0
	0
	0

1

2



1
3

/ /

/ /

2

2023 12 31	

2020 14

2020 128

10

1

2

7

2023

29782.49

8

9

10

11

ISO14000

ISO18000

2007

60%

20

ESG

2023

ESG

1

			1	1)		
			2)			
				3)		
					4)	2013 12 18
			2			
			1.	1		
				2		
					3	2020 12 24
				4		
			2.			

		1.	2013	12	18	
		1				
						4)
				2		
						2020
						12 24
		2	2020	10	16	
		1				
					2	
						3

		3.	2020 10 16	A 1 2		
		4.	2020 12 14	1 2 3		
		1		2	2020 10 16	
			3			
	A	1		2	2020 10 16	
		1		2	2020 12 24	

			3		
		1			
		2			
		3		2020 12 24	
	4				
	A	1 2		2020 12 24	
				2020 12 14	
				2020 12 14	
		2022		2023 5	

				30		

2

“ ”

“ ”

2023

2023

1

						7.24	0.0005%	200.00					
						270.79	0.0171%	1,900.00					
						647.39	0.0409%	1,000.00					
						1,559.78	0.0985%	2,500.00					
						2,080.44	0.1314%	3,500.00					
						23.53	0.0015%	100.00					
						6,540.22	0.4598%	9,600.00					

						554.13	0.03%	2,900.00																					
						1,108.23	0.0779%	1,937.93																					
						662.09	0.0465%	700.00																					
						22.56	0.0016%	313.50																					
						13,476.40	--	24,651.43																					
					<p>2023 4 19</p> <p>2023</p> <p>2023-025</p> <table style="width: 100%; border: none;"> <tr> <td style="width: 50%;"></td> <td style="width: 50%; text-align: right;">9,920.00</td> <td style="width: 50%;"></td> <td style="width: 50%; text-align: right;">4,591.62</td> </tr> <tr> <td></td> <td style="text-align: right;">9,800.00</td> <td></td> <td style="text-align: right;">6,540.22</td> </tr> <tr> <td></td> <td style="text-align: right;">2,900.00</td> <td></td> <td style="text-align: right;">554.13</td> </tr> <tr> <td></td> <td style="text-align: right;">4,051.43</td> <td></td> <td style="text-align: right;">1,792.88</td> </tr> </table>										9,920.00		4,591.62		9,800.00		6,540.22		2,900.00		554.13		4,051.43		1,792.88
	9,920.00		4,591.62																										
	9,800.00		6,540.22																										
	2,900.00		554.13																										
	4,051.43		1,792.88																										

2

3

4

5

		500,000.00	0.42%-3.3%	184,337.80	105,939.03	249,065.58	41,211.25

		500,000.00	3.3%-3.7%	350,000.00	839,600.00	911,600.00	278,000.00

					500,000.00		500,000.00

6

7

1

1

2

3

1)

2)

”

“

	2021 05 22	30,000.00	2023 02 28	30,000.00				2023-02-28 2023-12-09		
	2021 05 22	40,000.00	2023 04 21	30,000.00				2023-04-21 2025-04-20		
	2022 05 13	50,000.00	2022 06 06	50,000.00				2022-06-06 2024-06-05		
	2022 05 13	100,000.00	2023 10 9	80,000.00				2023-08-03 2024-09-28		
	2023 06 16	100,000.00	2023 12 29	100,000.00				2023-12-29 2024-02-29		
	2023 06 16	50,000.00	2023 11 07	19,000.00				2023-11-07 2024-11-07		
	2022 05 13	40,000.00	2022 10 08	30,000.00				2022-10-08 2023-09-27		
	2023 06 16	60,000.00	2023 06 25	14,451.60				2023-06-25 2024-06-24		
	2023 06 16	40,000.00	2023 12 01	25,000.00				2023-12-01 2025-06-24		
	2023 06 16	80,000.00	2023 12 25	59,000.00				2023-12-25 2024-11-25		
	2022 5 13	60,000.00	2023 07 19	50,000.00				2023-07-25 2024-07-24		
	2022 5 13	50,000.00	2023 06 06	50,000.00				2023-06-06 2024-06-05		
	2022 5 13	30,000.00	2023 10 13	30,000.00				2023-10-13 2023-12-25		
	2023 6 16	50,000.00	2023 10 19	20,000.00				2023-10-19 2024-02-29		
	2022 5 13	1,000.00	2023 05 05	1,000.00				2023-05-05 2023-12-25		
	2016 11 16	7,400.00	2018 01 12	2,548.19						
	2018 5 10	65,000.00	2020 01 07	22,393.09						
	2022 5 22	523,258.00								

	2023 6 15	487,834.60								
B1		825,000.00			B2			621,165.40		
B3		1,718,258.00			B4			290,266.53		
AORA METERING INNOVATION ISRAEL LTD.	2023 6 15	756.22	2023 7 21	756.22				2023-07-21 2026-11-20		
AORA METERING INNOVATION ISRAEL LTD.	2023 6 15	756.22	2023 7 21	756.22				2023-07-21 2027-10-30		
AORA METERING INNOVATION ISRAEL LTD.	2023 6 15	1456.49	2023 9 15	1456.49				2023-07-21 2028-03-09		
	2023 6 15	107,031.07		107,031.07						
C1		110,000.00			C2			2,968.93		
C3		110,000.00			C4			2,968.93		
A1+B1+C1		935,000.00			A2+B2+C2			627,974.33		
A3+B3+C3		1,885,858.00			A4+B4+C4			318,675.46		

A4+B4+C4	29.07%
D	0.00
70% E	107,932.00
50% F	0.00
D+E+F	107,932.00

3

1

2

4

5

2022 12 29

2022

2023 2 20

2023 3 2

2023 4 7

[2023]128

2023 4 11

2023 5 30 2023

2022

2023 6

26

1

20

11.39

396

3,786

2023 7 12

2022

2023 10 24

2022

2022

2022

11.26 /

2023 10 24

70

868.75

17.39

/

2023 12 23

2022

2023 1

2023 11 7
2023

2023 11 24

2023 12 5

2023 12 6

2023 12 12

GF2023120003

<http://www.neeq.com.cn>

2

2024 4 9

400

2018

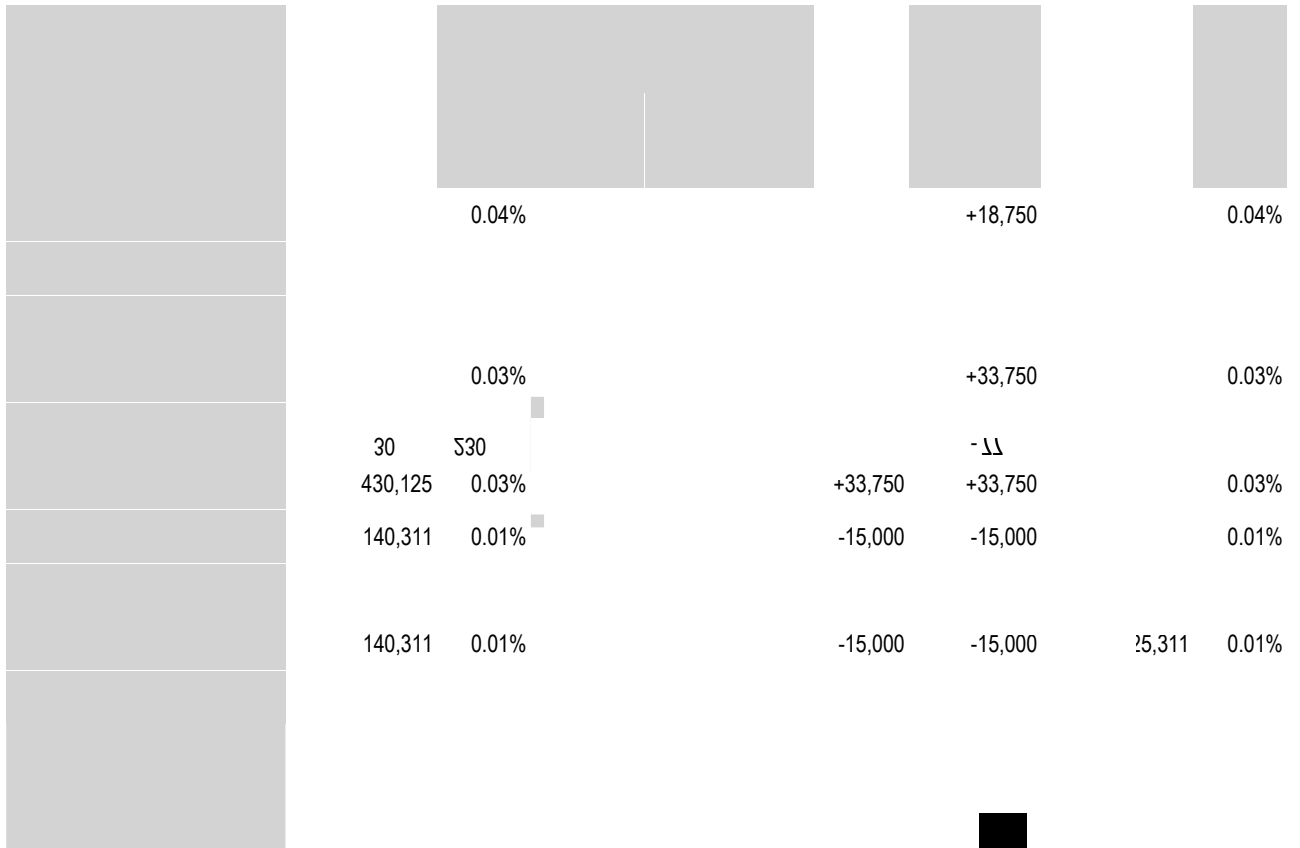
17,507.52

2,100.90

2023

15,406.62

1



00000!

✓

✓

✓

2

✓

	112,500	37,500	0	150,000		2024 6 15
	112,500	37,500	0	150,000		2024 6 15
	15,000	0	15,000	0		2023 7 7
	41,250	0	41,250	0		2023 7 7
	281,250	75,000	56,250	300,000	--	--

1

✓

2

3

1

	155,506		154,626					
5%		10						
		34.51%	538,558,777	0	0	538,558,777		
		5.61%	87,487,217	-17,532,164	0	87,487,217		
		1.38%	21,575,100	6,671,945	0	21,575,100		
		0.93%	14,580,036	14,580,036	0	14,580,036		
		0.81%	12,680,000	-7,543,812	0	12,680,000		
		0.69%	10,750,315	10,750,315	0	10,750,315		
		0.59%	9,184,014	9,184,014	0	9,184,014		
		0.58%	8,987,915	8,987,915	0	8,987,915		
		0.51%	8,000,000	8,000,000	0	8,000,000		
		0.46%	7,219,205	7,219,205	0	7,219,205		
10		3						

10

538,558,777

538,558,777

87,487,217

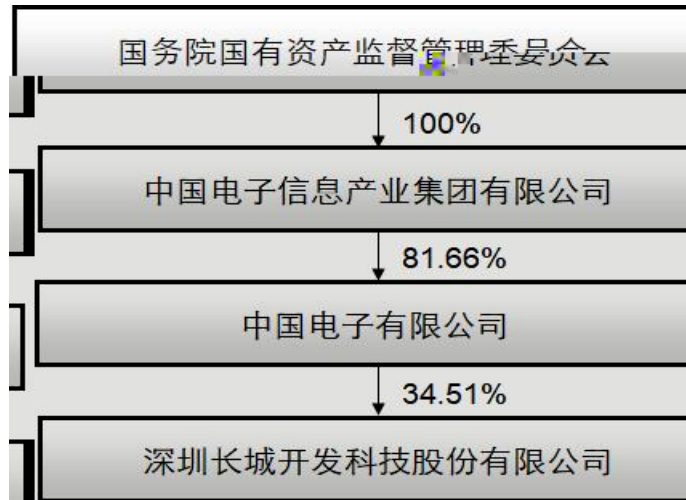

87,487,217

21,575,100

0	0.00%	0	0.00%
0	0.00%	1,061,486	0.07%
0	0.00%	1,932,648	0.12%
0	0.00%	14,580,036	0.95%
0	0.00%	10,750,315	

--	--

3



5

10%

6

1

2023

[2024] 14-00058

2

3



100083

22 2206

WUYIGE Certified Public Accountants.LLP
Room 2206 22/F,Xueyuan International Tower
No.1 Zhichun Road,Haidian Dist.
Beijing,China,100083

Telephone +86 10 82330558
Fax +86 10 82327668
Internet www.daxin CPA.com.cn

审计报告

一、 审计意见

二、 形成审计意见的基础

三、 关键审计事项



100083

1
22 2206 WUYIGE Certified Public Accountants.LLP
Room 2206 22/F,Xueyuan International Tower
No.1 Zhichun Road,Haidian Dist.
Beijing,China,100083

Telephone +86 10 82330558
Fax +86 10 82327668
Internet www.daxin CPA.com.cn



100083
22 2206 1
WUYIGE Certified Public Accountants.LLP
Room 2206 22/F,Xueyuan International Tower
No.1 Zhichun Road,Haidian Dist.
Beijing,China,100083

Telephone +86 10 82330558
Fax +86 10 82327668
Internet www.daxin CPA.com.cn

四、其他信息

五、管理层和治理层对财务报表的责任



100083
22 2206
1
WUYIGE Certified Public Accountants.LLP
Room 2206 22/F,Xueyuan International Tower
No.1 Zhichun Road,Haidian Dist.
Beijing,China,100083

Telephone +86 10 82330558
Fax +86 10 82327668
Internet www.daxin CPA.com.cn

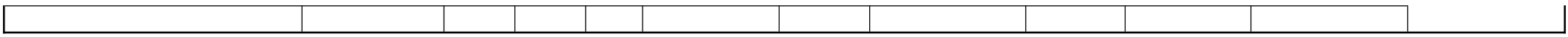
六、注册会计师对财务报表审计的责任



100083

1 WUYIGE Certified Public Accountants.LLP
22 2206 Room 2206 22/F,Xueyuan International Tower
No.1 Zhichun Road,Haidian Dist.
Beijing,China,100083

Telephone +86 10 82330558
Fax +86 10 82327668
Internet www.daxin CPA.com.cn



⋮ Qp '] 0 人 • e * C

深圳长城开发科技股份有限公司
财务报表附注

企业的基本情况

财务报表的编制基础

三、重要会计政策和会计估计

© 2023 Apple Inc. All rights reserved.

Apple, the Apple logo, and Mac are trademarks of Apple Inc., registered in the U.S. and other countries. iPad is a trademark of Apple Inc., registered in the U.S. and other countries. All other marks are the property of their respective owners.

Ct

\ Ö Ö¶W) - +X/ - =.ž Ê, ' ' Ct x, ' +XO- =>|ž È) >|+X>|>|F

' Ä Ý Í ' Ct x È Î (M\$#~Y)· !Z ^ È

2021 1 1 2022 12 31

		70,313,391.50
	4,088,874.36	
	4,088,874.36	70,313,391.50
	40,888.74	
	4,047,985.62	70,313,391.50

	4,088,874.36	100.00	40,888.74	1.00	4,047,985.62
	4,088,874.36	100.00	40,888.74	1.00	4,047,985.62
	4,088,874.36	100.00	40,888.74	1.00	4,047,985.62

	70,313,391.50	100.00	0.00		70,313,391.50
	70,313,391.50	100.00	0.00		70,313,391.50
	70,313,391.50	100.00	0.00		70,313,391.50

○

	4,088,874.36	40,888.74	1.00		
	4,088,874.36	40,888.74	1.00		

○

--	--

				70,313,391.50		
				70,313,391.50		

		40,888.74				40,888.74
		40,888.74				40,888.74

		3,706,095,832.31	2,664,655,568.68
		17,394,700.13	45,123,339.77
		30,022,482.71	27,254,713.88
		62,579,416.33	46,441,834.07
		3,816,092,431.48	2,783,475,456.40
		121,044,737.87	109,347,852.10
		3,695,047,693.61	2,674,127,604.30

	50,017,961.69	1.31	50,017,961.69	100.00
	3,766,074,469.79	98.69	71,026,776.18	1.89
	3,766,074,469.79	98.69	71,026,776.18	1.89
	3,816,092,431.48	100.00	121,044,737.87	3.17

	57,323,744.90	2.06	56,741,136.42	98.98

	2,726,151,711.50	97.94	52,606,715.68	1.93
	2,726,151,711.50	97.94	52,606,715.68	1.93
	2,783,475,456.40	100.00	109,347,852.10	3.93

	213,045,038.82	
	213,045,038.82	

	75,021,769.26	63,686,012.27
		58,258,166.32
	75,021,769.26	121,944,178.59

	48,668,760.69	64.52	60,153,491.34	81.07
	15,235,453.50	20.20	8,678,066.04	11.70
	6,379,598.24	8.46	2,382,761.88	3.21
	5,140,653.06	6.82	2,986,001.85	4.02
	75,424,465.49	100.00	74,200,321.11	100.00

	6,172,903.22	
	36,237,757.51	48,447,492.33
	42,410,660.73	48,447,492.33

	6,172,903.22	
	6,172,903.22	

	23,393,139.57	37,550,102.98
	3,538,045.20	8,094,912.01
	7,674,630.79	51,269.60
	25,516,585.60	25,568,516.29
	60,122,401.16	71,264,800.88
	23,884,643.65	22,817,308.55
	36,237,757.51	48,447,492.33

	26,184,227.37	24,220,900.74
	14,936,504.66	24,656,918.49
	2,448,422.99	2,924,084.10
	16,486,156.04	18,449,598.29
		780,174.58
	67,090.10	233,124.68
	60,122,401.16	71,264,800.88
	23,884,643.65	22,817,308.55
	36,237,757.51	48,447,492.33

	12		
	2,280,487.68		20,536,820.87
			22,817,308.55

			-	1,095,235.61	1,095,235.61
	27,900.51				27,900.51
	2,252,587.17			21,632,056.48	23,884,643.65

	22,817,308.55	1,095,235.61	27,900.51		23,884,643.65
	22,817,308.55	1,095,235.61	27,900.51		23,884,643.65

		11,078,003.08	4-5 年	18.43%	11,078,003.08
		6,550,000.00	4-5 年	10.89%	6,550,000.00
		1,401,824.95	1 年以内	2.33%	0.00
		4,160,000.00	4-5 年	6.92%	0.00
		2,257,837.00	1 年以内	3.76%	0.00
		25,447,665.03		42.33%	17,628,003.08

	2,335,805,020.11	265,242,125.44	2,070,562,894.67	3,024,561,354.61	95,741,301.00	2,928,820,053.61
	138,898,111.66		138,898,111.66	170,337,561.49		170,337,561.49
	94,405,167.41	14,688,881.52	79,716,285.89	129,603,361.93	1,492,392.98	128,110,968.95
	767,090,324.60	77,076,262.57	690,014,062.03	790,756,200.82	41,436,987.74	749,319,213.08

	495,929,916.59	5,646,350.53	490,283,566.06	509,595,667.46		509,595,667.46
	8,690,622.96		8,690,622.96			
	47,693,713.21		47,693,713.21	36,783,233.45	77,251.96	36,705,981.49
	3,888,512,876.54	362,653,620.06	3,525,859,256.48	4,661,637,379.76	138,747,933.68	4,522,889,446.08

	95,741,301.00	174,990,783.55		5,489,959.11	265,242,125.44
	1,492,392.98	13,671,119.15		474,630.61	14,688,881.52
	41,436,987.74	36,889,931.86		1,250,657.03	77,076,262.57
		5,646,350.53			5,646,350.53
	77,251.96			77,251.96	
	138,747,933.68	231,198,185.09		7,292,498.71	362,653,620.06

	2,762,537,987.82	342,721,161.67	12.41	2,968,982,309.54	130,153,734.77	4.38
	704,429,077.32	9,777,061.69	1.39	1,140,288,037.58	1,797,921.06	0.16
	421,545,811.40	10,155,396.70	2.41	552,367,032.64	6,796,277.85	1.23
	3,888,512,876.54	362,653,620.06	9.33	4,661,637,379.76	138,747,933.68	2.98

	312,116,151.09	284,590,505.85

	14,721,277.44	3,288,377.24
	44,557,910.62	40,827,548.23
	2,097,073.28	1,046,801.53
	136,541.58	
	150,474.69	16,526.14
	373,779,428.70	329,769,758.99

	410,451,241.42			-28,215,877.24	8,284,086.81	-935,621.50			540,820.73	390,124,650.22	
	410,451,241.42			-28,215,877.24	8,284,086.81	-935,621.50			540,820.73	390,124,650.22	
	40,191,092.25			135,991.10						40,327,083.35	
	216,556,633.54	36,200,000.00		29,353,970.85			6,789,023.23			275,321,581.16	
	127,228,624.83			15,350,939.68		1,664,988.01				144,244,552.52	
				4,606,950.54		1,206,359.39				5,813,309.93	

	383,976,350.62	36,200,000.00		49,447,852.17		2,871,347.40	6,789,023.23			465,706,526.96	
	794,427,592.04	36,200,000.00		21,231,974.93	8,284,086.81	1,935,725.90	6,789,023.23		540,820.73	855,831,177.18	

			2,391,700.00		
			4,192,300.00		
			3,188,640.24		
			36,459,967.75		
	16,686,990.07	342,344,209.57	46,232,607.99		

	18,178,132.50		
	12,602,216.05		
	30,780,348.55		

	1,583,802,900.00	1,583,802,900.00
	917,819,612.60	917,819,612.60
	922,510,688.37	922,510,688.37
	-4,691,075.77	-4,691,075.77
	2,501,622,512.60	2,501,622,512.60

	922,510,688.37			-37,639,163.77
	922,510,688.37			-37,639,163.77

	828,029,738.60
	828,029,738.60

	4,853,461,400.89
	4,853,461,400.89

	2,624,203,438.16	3,327,506,948.86	23,970,597.40	2,400,210,670.72	760,234,604.99	9,136,126,260.13
	514,109,452.92	697,135,308.40	1,142,322.62	78,830,284.38	28,366,561.90	1,319,583,930.22
		144,659,784.98	1,144,569.02	82,363,779.36	12,948,954.76	241,117,088.12
	518,296,423.06	554,117,099.26			16,098,485.26	1,088,512,007.58
	-4,186,970.14	-1,641,575.84	-2,246.40	-3,533,494.98	-680,878.12	-10,045,165.48
	6,281,335.88	218,708,464.68	694,401.10	176,011,733.97	46,605,815.40	448,301,751.03
		142,773,406.67	694,401.10	175,988,061.59	46,605,815.40	366,061,684.76
		75,935,058.01				75,935,058.01
				23,672.38		23,672.38
	6,281,335.88					6,281,335.88
	3,132,031,555.20	3,805,933,792.58	24,418,518.92	2,303,029,221.13	741,995,351.49	10,007,408,439.32
	485,289,155.64	1,863,236,343.42	20,904,622.77	1,879,062,087.12	579,540,108.83	4,828,032,317.78

	83,320,988.45	301,282,919.51	1,114,179.94	143,173,345.14	39,567,788.98	568,459,222.02
	83,637,064.23	302,045,742.11	1,106,436.90	145,416,907.66	39,870,258.15	572,076,409.05
	-316,075.78	-762,822.60	7,743.04	-2,243,562.52	-302,469.17	-3,617,187.03
		122,647,776.42	475,804.77	159,821,804.83	41,033,388.89	323,978,774.91
		122,647,776.42	475,804.77	159,798,132.45	41,033,388.89	323,955,102.53
				23,672.38		23,672.38
	568,610,144.09	2,041,871,486.51	21,542,997.94	1,862,413,627.43	578,074,508.92	5,072,512,764.89
		33,636,529.89	231,013.35	41,305,188.25	15,774,202.66	90,946,934.15
		478,732.48		59,011.21		537,743.69
		478,732.48		59,011.21		537,743.69
		635,547.29		6,705,379.18	2,709,477.83	10,050,404.30

		635,547.29		6,705,379.18	2,709,477.83	10,050,404.30
		33,479,715.08	231,013.35	34,658,820.28	13,064,724.83	81,434,273.54
	2,563,421,411.11	1,730,582,590.99	2,644,507.63	405,956,773.42	150,856,117.74	4,853,461,400.89
	2,138,914,282.52	1,430,634,075.55	2,834,961.28	479,843,395.35	164,920,293.50	4,217,147,008.20

	100,081.95	37,182.31	53,732.38	9,167.26	
	3,650.00	3,650.00			
	36,439.84	36,439.84			
	3,495.15	3,495.15			
	143,666.94	80,767.30	53,732.38	9,167.26	

				47,652,038.02
				47,652,038.02

			259,970,837.57	
			6,971,921.22	
			186,282,407.64	
			568,866,056.91	
			1,022,091,223.34	

	478,732.48	0.00	478,732.48		
	59,011.21	0.00	59,011.21		
	537,743.69	0.00	537,743.69		

			1,864,280,070.60	3,019,192,365.91
			1,864,280,070.60	3,019,192,365.91

	360,328,930.00		360,328,930.00	273,067,272.06	273,067,272.06

	1,503,951,140.60		1,503,951,140.60	2,746,125,093.85		2,746,125,093.85
	1,864,280,070.60		1,864,280,070.60	3,019,192,365.91		3,019,192,365.91



	3,855,493,900.00	2,158,187,368.36	439,694,034.53	186,282,407.64	922,510,688.37	1,489,088,306.88
	2,576,151,404.61	566,326,991.20	284,055,310.77	504,008,095.71	611,151.55	345,763,054.71
	491,112,595.39	274,443,035.29	71,127,727.18	332,048,290.25		13,522,472.22
	64,753,493.73	19,709,786.72	44,612,006.59	43,526,335.16	7,045,179.19	13,750,278.96
	13,885,800.72		13,885,800.72	13,885,800.72		
	7,001,397,194.45	3,018,667,181.57	853,374,879.79	1,079,750,929.48	930,167,019.11	1,862,124,112.77

Gy€D, @

67.38%	67.38%	196,339,743.58	48,355,195.28	2.616%	+
65.87%	65.87%				+
86.71%	95%				+
99.33%	99.33%				

22,941,347.55	22,941,347.55
---------------	---------------

55,595,260.93	55,595,260.93
---------------	---------------

55,572,915.73	55,572,915.73
---------------	---------------

22,345.20	22,345.20
-----------	-----------

22,963,692.75	22,963,692.75
---------------	---------------

19,785,399.16	19,785,399.16
---------------	---------------

3,168,449.79	3,168,449.79
--------------	--------------

9,843.80	9,843.80
----------	----------

55,572,915.73	55,572,915.73
---------------	---------------

16,611,986.78	16,611,986.78
---------------	---------------

14,505,011.80	14,505,011.80
---------------	---------------

14,488,252.93	14,488,252.93
---------------	---------------

16,758.87	16,758.87
-----------	-----------

21,350,554.28	21,350,554.28
---------------	---------------

19,749,732.44	19,749,732.44
---------------	---------------

1,595,869.76	1,595,869.76
--------------	--------------

4,952.08	4,952.08
----------	----------

9,766,444.30	9,766,444.30
--------------	--------------

45,806,471.43	45,806,471.43
---------------	---------------

6,329,360.77	6,329,360.77
--------------	--------------

	652,868,788.25	380,200.00	24,758,780.59	678,007,768.84
			3,613,215.88	3,613,215.88
			268,811.75	268,811.75
			3,344,404.13	3,344,404.13
	175,075,248.00		265,573.93	175,340,821.93
			157,580.00	157,580.00
			107,993.93	107,993.93
	175,075,248.00			175,075,248.00
	477,793,540.25	380,200.00	28,106,422.54	506,280,162.79
	78,433,230.37	4,229.39	14,434,518.59	92,871,978.35
	13,010,078.65	50,752.68	3,193,243.74	16,254,075.07
	13,010,078.65	50,752.68	3,193,243.74	16,254,075.07
	21,009,029.64		157,580.00	21,166,609.64
			157,580.00	157,580.00
	21,009,029.64			21,009,029.64
	70,434,279.38	54,982.07	17,470,182.33	87,959,443.78
	407,359,260.87	325,217.93	10,636,240.21	418,320,719.01
	574,435,557.88	375,970.61	10,324,262.00	585,135,790.49

OSAS

	7,728,810.15					7,728,810.15
	10,313,565.41					10,313,565.41
	18,042,375.56					18,042,375.56

	7,728,810.15					7,728,810.15
	7,728,810.15					7,728,810.15

✕。
[]

	178,879,409.69	11,217,746.53	34,534,232.66	3,835,179.86	151,727,743.70
	947,844.00	8,585,333.07	1,566,786.82		7,966,390.25
	140,158.03	2,589,544.19	901,136.52	1,828,565.70	
	179,967,411.72	22,392,623.79	37,002,156.00	5,663,745.56	159,694,133.95

	104,278,550.04	471,372,586.41	59,802,405.95	290,799,469.45
	5,698,581.34	37,990,542.27	6,564,508.58	43,763,390.50
			33,153,992.57	132,615,970.32
	2,743,613.03	17,971,416.05	319,882.92	1,938,684.36
	10,958,024.28	46,726,685.43	8,173.08	54,487.23
	11,089,031.54	73,427,601.65	8,835,662.45	57,829,954.63
	1,168,648.45	7,790,989.69	290,144.30	1,934,295.31
	11,343,378.71	51,597,513.97	1,105,445.74	5,950,030.99
			3,564,826.14	23,765,507.63
	2,924.91	19,499.43		
	6,854,669.75	28,561,123.96		
	154,137,422.05	735,457,958.86	113,645,041.73	558,651,790.42
	9,988,905.59	60,538,821.76	3,059,014.87	20,155,348.71
	114,114,736.53	456,458,946.10	104,709,103.31	418,836,413.30
	3,915,192.64	15,660,770.56	4,542,930.41	18,171,721.64
	32,292,161.74	166,206,816.85	15,422,589.98	100,390,618.50
	168,438,683.68	673,754,734.68	169,611,452.64	678,445,810.51
			1,469,307.74	8,904,895.39
	10,013,931.75	45,806,471.43	1,086,022.92	5,829,105.59
	1,953,838.91	8,140,995.47		
	340,717,450.84	1,426,567,556.85	299,900,421.87	1,250,733,913.64

	125,414,387.60	102,989,504.28
	1,727,835,117.57	2,086,779,600.27
	1,853,249,505.17	2,189,769,104.55

		53,295.65	
	231,874,966.65	114,857,703.23	
	351,670,292.81	20,888,383.78	
	306,688,465.56	247,882,235.99	
	114,352,905.55	476,458,053.18	
	240,636,031.00		
	134,453,178.78	129,878,971.03	
	348,159,277.22	1,096,760,957.41	
	1,727,835,117.57	2,086,779,600.27	

	1,215,709.52		1,215,709.52		
	178,670,655.03		178,670,655.03	87,459,493.33	87,459,493.33
	179,886,364.55		179,886,364.55	87,459,493.33	87,459,493.33

	1,334,059,550.82	1,334,059,550.82		
	86,674,456.05	86,674,456.05		
	121,944,178.59	121,944,178.59		
	1,542,678,185.46	1,542,678,185.46		

	1,702,126,045.26	1,702,126,045.26		
	24,928,895.24	24,928,895.24		

	1,727,054,940.50	1,727,054,940.50		

	13,995,760.00	

	8,454,166.17	28,277,573.46
	2,415.92	17,846.92
	17,082.43	
	34,713.95	34,713.95
	8,508,378.47	28,330,134.33

	764,422,075.25	633,926,846.80
	10,897,331.58	8,812,480.96
	753,524,743.67	625,114,365.84

	41,285,498.09	
	13,924,559.51	
	55,210,057.60	

-454,495,816.42

-35,306,829.18

	266,300,686.23	1,898,177,343.81	1,778,616,685.51	385,861,344.53
	4,563,632.47	148,389,502.37	152,436,683.74	516,451.10
	10,350.00			10,350.00
	270,874,668.70	2,046,566,846.18	1,931,053,369.25	386,388,145.63

	254,418,094.16	1,717,010,171.41	1,601,223,292.90	370,204,972.67
	2,857,389.50	71,082,960.12	72,260,114.28	1,680,235.34
	762,033.99	41,679,221.59	42,286,837.42	154,418.16
	509,821.58	35,193,495.97	35,570,732.33	132,585.22
	86,816.49	2,976,942.80	3,058,216.38	5,542.91
	165,395.92	3,508,782.82	3,657,888.71	16,290.03
	39,117.76	58,947,694.91	58,981,480.56	5,332.11
	8,224,050.82	9,457,295.78	3,864,960.35	13,816,386.25
	266,300,686.23	1,898,177,343.81	1,778,616,685.51	385,861,344.53

	4,137,149.73	119,054,017.80	123,003,953.86	187,213.67
	107,880.74	5,398,864.56	5,500,990.87	5,754.43
	318,602.00	23,936,620.01	23,931,739.01	323,483.00
	4,563,632.47	148,389,502.37	152,436,683.74	516,451.10

26,785,320.43	35,356,095.24
30,330.19	2,039.43
232,455,962.96	254,790,996.63
2,012,286.30	1,471,380.51
200,576.-	

	19,839,579.47	13,300,039.39
	3,126,385.11	3,387,396.04
	1,468,534.40	1,630,473.39
	1,076,009.86	1,086,982.25
	2,850,788.59	2,778,305.52
	289,845,773.49	313,985,139.40

	140,581,083.05	552,176,863.35
	140,581,083.05	552,176,863.35

	263,661.55	23,061,370.83
	100,906,079.11	496,269,153.67
	39,411,342.39	32,846,338.85
	140,581,083.05	552,176,863.35

	11,000,000.00	
	11,000,000.00	—

	1,990,253,635.10	340,000,000.00
	13,413,261.31	2,167,623.08
	2,003,666,896.41	342,167,623.08

	10,897,331.58	8,812,480.96
	49,868,647.03	49,078,334.94
	4,828.68	
	60,770,807.29	57,890,815.90

	-2,172,399.50	-59,120,003.52				-61,023,733.50	1,903,729.98	-63,196,133.00
	177,169,772.21							177,169,772.21
	474,261,939.25	27,859,009.43		30,780,348.55	19,665,749.39	-24,490,818.49	1,903,729.98	449,771,120.76

		6,913,174.46	6,913,174.46	
		6,913,174.46	6,913,174.46	

	684,096,371.70			684,096,371.70
	422,860,145.68			422,860,145.68
	1,106,956,517.38			1,106,956,517.38

		5,036,883,484.53		4,611,918,816.82
		5,036,883,484.53		4,611,918,816.82
		644,601,244.53		659,052,805.91
		202,876,386.44		234,088,138.20
		30,780,348.55		
		104,996,560.26		
		5,614,385,251.43		5,036,883,484.53

	14,225,202,456.42	11,875,426,969.81	16,036,088,041.53	14,135,004,904.41
	39,445,930.47	14,754,005.16	82,287,120.85	46,638,464.69
	14,264,648,386.89	11,890,180,974.97	16,118,375,162.38	14,181,643,369.10

		4,548,131,352.70	4,174,806,094.25
		2,547,884,686.23	1,689,002,449.47

	7,097,897,590.38	6,011,618,426.09
	70,734,757.58	14,754,005.16
	4,532,482,510.59	3,614,168,150.76
	9,732,165,876.30	8,276,012,824.21
	14,264,648,386.89	11,890,180,974.97
	14,264,648,386.89	11,890,180,974.97

	31,002,029.05	28,874,793.06
	7,612,582.41	7,050,600.68
	11,064,520.64	11,604,557.00
	16,110,806.80	24,866,996.17
	8,319,457.33	12,144,980.37
	5,646,305.05	8,096,653.56
	194,040.23	7,629.83

	265,234.05	719,313.62
	15,873.79	13,048.31
	12,418.50	260,926.41
	80,243,267.85	93,639,499.01

	68,552,796.03	51,776,194.98
	8,381,563.63	
	27,239,667.82	4,537,688.01
	9,785,178.84	8,890,788.99
	1,311,496.60	1,005,613.18
	2,103,040.51	704,466.96
	1,500,208.18	420,187.23
	404,782.01	233,035.67
	132,441.23	26,362.22
	11,555,087.67	13,738,274.86
	130,966,262.52	81,332,612.10

	292,020,559.16	335,641,678.87
	15,721,140.66	8,831,989.69
	9,963,561.04	20,922,918.07
	75,687,130.42	58,882,286.71
	28,169,045.12	14,110,548.80
	23,398,212.82	19,371,531.52
	15,856,073.94	15,364,685.56
	11,511,373.81	14,763,241.66
	4,240,312.93	9,703,661.25
	11,647,466.97	8,573,080.60
	10,788,114.47	6,708,159.02
	6,437,085.22	4,680,783.82
	1,602,691.04	1,011,015.09
	29,911,919.36	
	35,101,806.69	50,373,512.95
	572,056,493.65	568,939,093.61

	231,421,938.68	186,146,264.27
	64,105,219.52	49,971,633.67
	39,144,114.79	43,153,237.38
	2,373,420.57	5,055,899.10
	13,281,972.18	12,292,323.07
	114,998.11	5,186,710.37
	11,577,543.18	11,141,801.23
	362,019,207.03	312,947,869.09

	254,005,325.31	244,502,322.14
	260,149,087.78	234,050,620.32
	84,420,624.46	398,101,494.66
	68,796,971.48	849,368,811.08
	10,515,895.21	14,012,796.14
	19,995,785.72	-426,802,818.46

	-63,516,158.67	81,510,828.46	
	279,651.85	208,431.82	
	4,090,272.57		
	820,300.00		
		3,128.27	
	-58,325,934.25	81,722,388.55	

	21,231,974.93	28,448,695.19
		-21,914,419.43
	16,686,990.07	132,334,896.79
		2,295,766.81
	37,918,965.00	141,164,939.36

	40,383,473.05	-594,305,318.52

	-4,691,075.77	3,417,156.57
	-52,000,198.21	2,348,430.20
	-16,307,800.93	-588,539,731.75

	40,888.74	-2,996.42
	11,696,885.77	33,480,846.56
	1,067,335.10	-14,934,775.65
	12,805,109.61	18,543,074.49

	231,198,185.09	125,965,921.10
	537,743.69	158,965.07
	231,735,928.78	126,124,886.17

	39,739,318.89	11,245,131.41
	39,739,318.89	11,245,131.41

		50,000.00	
	69,538.86	253,701.00	69,538.86
	9,816,232.39	271,719.70	9,816,232.39
		81,015.50	
	675,088.22	326,603.77	675,088.22
	21,009,029.64		21,009,029.64
	298,979.67	1,167,425.96	298,979.67
	31,868,868.78	2,150,465.93	31,868,868.78

	2,489,705.84	720,000.00	2,489,705.84

	415,768.83	152,710.60	415,768.83
	5,080,185.33	472,177.22	5,080,185.33
	337,877.75	321,603.77	337,877.75
		2,045.40	
	86,950.72	263,339.45	86,950.72
	8,410,488.47	1,931,876.44	8,410,488.47

	172,520,091.67	236,121,225.74
	-5,800,653.75	-117,089,614.78
	166,719,437.92	119,031,610.96

991,128,285.78

247,782,071.45

-26,291,265.68

19,995,053.14

|

	132,897,759.18	170,518,762.17
	159,144,123.24	277,765,145.93
	18,390,542.62	25,638,304.61
	97,352,120.84	134,774,867.96
	14,089,859.29	25,613,333.98
	531,211,174.14	710,968,469.16

	154,403,145.31	181,623,572.76
	229,144,366.94	307,382,735.93
	13,722,144.78	5,535,741.76
	21,740,882.96	49,895,099.43
	78,272,441.23	25,640,245.53
	497,282,981.22	570,077,395.41

		132,334,896.79
	119,489,085.86	
		224,592,221.28
	119,489,085.86	356,927,118.07

	199,500,000.00	36,200,021.74
	199,500,000.00	36,200,021.74

	24,174,145.38	534,831,034.09
	5,010,310,225.24	3,380,040,383.19
		9,900.00
	5,034,484,370.62	3,914,881,317.28

--	--	--

	11,314,464.82	6,966,550.74
	1,880,696.41	
	5,621,777.77	
	4,517,190,523.76	5,497,932,732.76
	4,536,007,462.76	5,504,899,283.50

	8,682,645,693.02	15,340,198,799.50	55,746,590.39	18,489,135,740.02	2,212,294.61	5,587,243,048.28
	2,341,483,185.42	1,400,000,000.00	2,613,637.88	354,783,185.42		3,389,313,637.88
	7,045,449.04		56,358,092.19	11,314,464.82		52,089,076.41
	11,031,174,327.48	16,740,198,799.50	114,718,320.46	18,855,233,390.26	2,212,294.61	9,028,645,762.57

	-175,075,248.00	
	175,075,248.00	
	386,236,625.00	
	386,236,625.00	

	824,408,847.86	688,787,283.37
	12,805,109.61	18,543,074.49
	231,735,928.78	126,124,886.17
	572,076,409.05	429,506,747.09
	14,488,252.93	16,476,500.86
	16,254,075.07	15,148,165.42
	37,002,156.00	64,134,552.51
	-39,739,318.89	-11,245,131.41

	415,768.83	71,695.10
	-	
	16,307,800.93	588,539,731.75
	229,622,067.66	-271,557,253.75
	-37,918,965.00	-141,164,939.36
	-40,492,380.32	-18,121,415.13
	31,411,395.75	-87,641,417.31
	773,124,503.22	-1,084,352,231.26
	-1,176,765,277.98	676,143,280.56
	307,689,275.39	-113,698,249.57
	229,807,034.61	-
	2,002,232,683.50	895,695,279.53
	2,023,907,745.03	2,969,459,262.73
	2,969,459,262.73	4,946,495,533.09
	-945,551,517.70	-1,977,036,270.36

--	--	--

	2,023,907,745.03	2,969,459,262.73
	1,416,996.39	1,715,362.04
	1,997,766,947.84	2,967,743,900.69
	24,723,800.80	
	2,023,907,745.03	2,969,459,262.73

	4,271,086,352.78	
	7,571,558.42	
	1,420,734,006.87	
	5,699,391,918.07	—

		1,417,178,656.63
029232	0.9062	5,665,834.00
144,962,369.83	7.0827	1,026,724,974.54
27,901,025.11	7.8592	219,279,736.55
647,200.00		3,480,123.85
	0.0502	39,298,377.61

			2,746,597,784.32
	313,075,967.86	7.0827	2,217,423,157.54
	50,495,760.08	7.8592	396,856,277.64
	15,943,457.20	0.0502	800,361.55
	172,645,356.10	0.2074	35,806,646.86
	131,047.68	1.5415	202,010.00
	6,779,806.23	9.0411	61,296,906.11
	17,520,573.88	1.9527	34,212,424.62
			4,421,243.99
	315,847.63	7.0827	2,237,054.04
	135.00	7.8592	1,060.99
	53,182.00	5.3772	285,970.25
	1,128,137.35	0.2074	233,975.69
	514,853.17	1.5415	793,646.16
	3,247.50	9.0411	29,360.97
	5,996,034.56	0.1279	766,892.82
	40,472.23	1.8107	73,283.07
			1,372,542,878.14
	231,825,382.03	0.9062	210,080,161.20
	157,197,845.77	7.0827	1,113,385,182.24
	1,817,138.56	7.8592	14,281,255.37
	25,376.50	5.3772	136,454.52
	419,564,908.76	0.0502	21,062,158.42
	388,390.08	0.2074	80,552.10
	6,443,328.81	1.5415	9,932,391.36
	8,070.00	9.0411	72,961.68
	27,457,085.58	0.1279	3,511,761.25
			12,874,800.76
	95,449.53	0.9062	86,496.36
	38,691.25	7.0827	274,038.51
	576,263.18	7.8592	4,528,967.58
	42,658.55	5.3772	229,383.56
	16,539,623.00	0.0502	830,289.07
	195,723.20	0.2074	40,592.99
	4,322,543.62	1.5415	6,663,200.99
	24,100.03	9.0411	217,890.78
	2,700.00	1.4596	3,940.92
			50,018,859.81

	39,440,349.68	0.9062	35,740,844.88
	2,015,900.00	7.0827	14,278,014.93

	6,204,705.55

	14,013,706.07
	50,739,947.46
	64,753,653.53

	81,816,201.67
	81,816,201.67

	245,330,953.86	194,424,693.18
	64,105,219.52	49,971,633.67
	54,669,986.97	43,153,237.38
	2,373,420.57	5,055,899.10
	13,281,972.18	12,292,323.07
	114,998.11	5,186,710.37
	11,577,543.18	11,141,801.23
	391,454,094.39	321,226,298.00
	362,019,207.03	312,947,869.09
	29,434,887.36	8,278,428.91

	8,278,428.91	29,434,887.36			37,713,316.27
	8,278,428.91	29,434,887.36			37,713,316.27

七、 合并范围的变更

--	--

八、 在其他主体中的权益

				100.00	
				100.00	
				70.00	30.00
				75.00	25.00
				100.00	
					100.00
					100.00
					100.00
				82.63	17.37
				100.00	
				100.00	
				100.00	
				100.00	
				100.00	
				100.00	
					55.88
				69.72	
					69.72
					69.72
					41.83
					69.72
					69.72
					69.72
					69.72

				100.00	

		30.28%	146,240,891.00	16,875,000.00	459,710,822.22
		44.12%	33,566,712.33		1,359,560,603.15

1,932,114,469.37 366,202,468.82 2,298,316,938.19 766,559,129.88 18,747,367.64 785,306,497.52 1,439,127,530.91 363,659,985.33 1,802,787,516.24 728,547,946.64 17,858,708.96 746,406,655.60

1.:

				23.37	1.96
				17.79	
				47.92	

	/	/
	2,002,205,481.88	2,144,249,714.08
	329,230,064.46	247,590,911.47
	1,282,840,748.60	1,417,341,855.36
	3,285,046,230.48	3,561,591,569.44
	1,333,833,528.21	1,590,696,274.61
	401,194,495.74	367,294,519.35
	1,735,028,023.95	1,957,990,793.96
	9,849,828.24	11,149,434.90
	1,540,168,378.29	1,592,451,340.57
	390,124,650.22	406,192,076.43
	390,124,650.22	406,192,076.43

/

/

2,146,370,240.41

2,121,132,651.13

26,106,516.11

31,586,824.40

-18,797,832.18

-8,065,326.08

-70,202,280.81

13,503,242.39

-4,289,972.93

-6,488,510.81

-74,492,253.74

7,014,731.58

	61,154,105.93	47,788,185.19
	6,789,023.23	

	/	/
	1,987,207,000.00	2,118,702,000.00
	152,095,000.00	395,629,000.00
	1,144,436,000.00	1,086,108,000.00
	3,131,643,000.00	3,204,810,000.00
	1,758,250,000.00	1,706,863,000.00
	564,594,000.00	812,706,000.00
	2,322,844,000.00	2,519,569,000.00
	-2,238,000.00	-285,000.00
	811,037,000.00	685,526,000.00
	144,244,552.52	127,228,624.83
	144,244,552.52	127,228,624.83
	2,555,199,000.00	2,973,486,000.00
	42,013,000.00	10,379,000.00
	6,821,000.00	1,483,000.00
	84,360,000.00	159,359,000.00
	84,360,000.00	159,359,000.00

	46,140,393.28	40,191,092.25
	4,742,941.64	5,421,497.57

	1,206,359.39	
	5,949,301.03	5,421,497.57

九、 政府补助

	136,579,120.02	49,379,856.54		28,904,472.87		157,054,503.69
	136,579,120.02	49,379,856.54		28,904,472.87		157,054,503.69

	-63,516,158.67	55,907,926.60
	234,400.00	
		50,000.00
	-63,281,758.67	55,957,926.60

	81,856,002.56	10,789,856.54	6,908,414.11	85,737,444.99

	53,400,133.07	37,570,000.00	21,266,529.20	69,703,603.87	
	1,322,984.39	1,020,000.00	729,529.56	1,613,454.83	
	136,579,120.02	49,379,856.54	28,904,472.87	157,054,503.69	

		46,210,143.46		16,029,984.62	
		14,593,848.39		590,311.76	
		830,478.00		2,452,800.00	
		2,459,400.00		3,511,073.84	
		2,845,853.98		5,167,744.32	
		80,899.00		1,301,678.17	
		3,440,300.00		25,297,984.62	
		715,644.00		418,308.00	
		234,400.00			
		10,872,736.00		256,149.00	
				294,310.00	
		605,313.63		587,582.27	
		-175,075,248.00			
		-92,186,231.54		55,907,926.60	

十、与金融工具相关的风险

	1,026,724,974.54	219,279,736.55	171,173,945.54	1,417,178,656.63	1,106,993,052.49	88,298,090.09	238,990,626.74	1,434,281,769.32
	2,217,423,157.54	396,856,277.64	132,318,349.14	2,746,597,784.32	983,567,383.62	90,714,798.75	182,267,836.69	1,256,550,019.06
	2,237,054.04	1,060.99	2,183,128.96	4,421,243.99	30,162,441.23	1,575,223.33	10,712,467.22	42,450,131.78
	3,246,385,186.12	616,137,075.18	305,675,423.64	4,168,197,684.94	2,120,722,877.34	180,588,112.17	431,970,930.65	2,733,281,920.16
	14,278,014.93		35,740,844.88	50,018,859.81	1,915,265,000.00	45,032,952.06		1,960,297,952.06
	1,113,385,182.24	14,281,255.37	244,876,440.53	1,372,542,878.14	794,855,593.14	50,873,892.97	571,416,314.05	1,417,145,800.16
	274,038.51	4,528,967.58	8,071,794.67	12,874,800.76	139,001,010.38	12,489,715.20	27,238,642.86	178,729,368.44
	1,127,937,235.68	18,810,222.95	288,689,080.08	1,435,436,538.71	2,849,121,603.52	108,396,560.23	598,654,956.91	3,556,173,120.66

	362,998,208.00	375,706,945.00
	362,998,208.00	375,706,945.00

	5,587,243,048.28				5,587,243,048.28
	2,003,666,896.41				2,003,666,896.41
	2,673,286,326.22				2,673,286,326.22
	10,264,196,270.91				10,264,196,270.91

	8,682,645,693.02				8,682,645,693.02
	342,167,623.08				342,167,623.08
	1,832,491,757.39				1,832,491,757.39
	10,857,305,073.49				10,857,305,073.49

		58,258,166.32		
		138,707,781.53	75,021,769.26	
		196,965,947.85		

		75,021,769.26	-412,038.89

		63,686,012.27	63,686,012.27
		58,258,166.32	58,258,166.32

十一、 公允价值

		60,538,821.76		60,538,821.76
	362,998,208.00	225,136,399.48		588,134,607.48
			2,501,622,512.60	2,501,622,512.60
			2,501,622,512.60	2,501,622,512.60
	362,998,208.00	285,675,221.24	2,501,622,512.60	3,150,295,941.84
		52,054,685.44		52,054,685.44
		52,054,685.44		52,054,685.44

	60,538,821.76			
	52,054,685.44			

	2,501,622,512.60			

十二、 关联方关系及其交易

#

! V V A B C



6,500,925.49	5,585,067.00
2,707,875.54	6,817,916.60
6,473,941.77	7,612,149.05
15,444,182.35	13,737,786.93
72,355.50	1,169,032.64
130,702.39	509,031.05
557,756.63	616,653.27
4,023,631.00	5,334,912.00
104,590.75	114,684.10
	148,630.97
9,560,775.33	16,001,757.09
153,610.00	↓ 182,902.38
	↓ 3
	1,153,981.00
	↓ 8

		1,092,932.72	1,084,698.12
		14,962,086.80	6,998,889.72
		305,135.16	158,649.36
		2,487,672.07	4,371,800.89
			38,629.71
			118,142.88
			35,123.90
		19,304.25	8,090.12
		2,972,735.80	7,398,571.00
			9,099.99
		65,402,170.66	34,216,937.91
		80,925.49	

		191,339.45	79,724.77
		34,285.71	34,285.71
		989,775.13	818,608.71
		4,413,910.92	
		2,206,954.92	5,213,932.29

		4,551,297.03	4,516,796.93	86,447.10	262,430.75	8,941,363.75	
		676,571.43	676,571.43	12,653.24	39,309.53	1,298,888.55	
			885,834.00		20,689.70		2,570,121.73
			385,320.00		8,999.61		

		4800	2023-1-18	2027-1-17
		4800		
		4800	2023-1-18	2027-1-17
		4800		
		3840.024		
		2400		

		412,112,467.34	1,843,377,960.55
			48,740,416.67
		2,780,000,000.00	3,500,000,000.00

	61,328,976.81	326,705.01

	37,647,619.46	53,264,759.75

		396,000.00

	19,986,048.00	19,558,804.00

		4,692,828.30	46,928.28		
				1,060.00	10.60
				3,800,531.51	38,005.32
		5,504,818.07	5,504,818.07	9,544,555.03	954,455.50
		16,960.00	169.60	956,065.05	9,560.65
				1,003,378.42	10,033.78
				5,141.49	51.41
	TPV do Brasil Industria de Eletronicos Ltda.	62,143,907.75	621,439.08	35,327,826.38	3,532,782.64
				289,810.20	
		89,399.78		178,799.78	
		10,000.00		10,000.00	
		289,810.20			
		20,000.00			
		1,246,932.00		1,246,932.00	
		6,172,903.22			
		80,187,559.32	6,173,355.03	52,364,099.86	4,544,899.90

		1,961,280.81	1,592,059.23
		372,764.58	
		175,474.06	331,761.48
	CEAC INTERNATIONAL LIMITED	920,806.24	152,503.15

		3,685,821.16	2,898,479.70
			22,525.70
		25,036.80	8,278.80
			396,505.79
			82,148.37
		16,768.94	16,768.94
		99,368.16	
		3,028.85	
			19,041.36
			113,000.00
			2,857.14
		9,006,510.52	3,820,619.95
		16,266,860.12	9,456,549.61

十三、 股份支付

	270,000.00	2,478,600.00					
	15,298,500.00	132,748,975.00					
	30,979,000.00	257,067,850.00				660,000.00	6,058,800.00
	46,547,500.00	392,295,425.00				660,000.00	6,058,800.00

	75,740,816.25

	520,506.00	
	26,697,831.75	
	48,522,478.50	
	75,740,816.25	

十四、 承诺及或有事项

十五、资产负债表日后事项

十六、其他重要事项

十七、母公司财务报表主要项目注释

	277,574,897.56	139,329,728.25
	30,979,437.65	1,019,777.61
	95,339.50	14,887,754.31
	39,675,674.46	29,135,368.03
	348,325,349.17	184,372,628.20
	40,129,708.25	37,880,901.53
	308,195,640.92	146,491,726.67

	32,425,017.73	9.31	32,425,017.73	100.00
	315,900,331.44	90.69	7,704,690.52	2.44
	267,574,053.27	76.82	0.00	
	48,326,278.17	13.87	7,704,690.52	15.94
	348,325,349.17	100.00	40,129,708.25	11.52

	31,817,483.38	17.26	31,817,483.38	100.00
	152,555,144.82	82.74	6,063,418.15	3.97
	79,367,272.95	43.05		
	73,187,871.87	39.70	6,063,418.15	8.28
	184,372,628.20	100.00	37,880,901.53	20.55

	21,224,575.80	21,224,575.80		100.00
	21,224,575.80	21,224,575.80		100.00

	236,802,656.07	0.00	0.00	79,363,834.60	0.00
	30,767,958.85	0.00	0.00		0.00
		0.00	0.00	3,438.35	0.00
	3,438.35	0.00	0.00		0.00
	267,574,053.27	0.00	0.00	79,367,272.95	0.00

--	--	--

	40,772,241.49	1.00	407,722.41	59,965,893.65	1.00	599,658.94
	211,478.80	10.00	21,147.88	1,019,777.61	10.00	101,977.76
	95,339.50	30.00	28,601.85	9,772,027.37	30.00	2,931,608.21
	7,247,218.38	100.00	7,247,218.38	2,430,173.24	100.00	2,430,173.24
	48,326,278.17		7,704,690.52	73,187,871.87		6,063,418.15

	37,880,901.53	2,248,806.72				40,129,708.25
	37,880,901.53	2,248,806.72				40,129,708.25

	6,172,903.22	
	173,390,477.38	196,866,582.98
	179,563,380.60	196,866,582.98

	6,172,903.22
	6,172,903.22

	19,426,915.20
	19,610,370.61

	1,811,357.82	6,200.00
	1,103,154.75	1,838,222.22
		67,090.10
	175,339,025.77	196,821,512.74
	24,289,976.16	21,476,812.69
	173,390,477.38	196,866,582.98

	111,706,418.47	135,541,798.67
	37,599,687.10	62,743,672.07
	28,752,054.20	391,300.47
	19,622,293.77	19,666,624.46
	24,289,976.16	21,476,812.69
	173,390,477.38	196,866,582.98

	12			
	1,798,192.42		19,678,620.27	21,476,812.69
			2,866,748.68	2,866,748.68
	53,585 .21			53,585 .21
	1,744,607.21		22,545,368.95	24,289,976.16

	21,476,812.69	2,866,748.68	53,585 .21		24,289,976.16
	21,476,812.69	2,866,748.68	53,585 .21		24,289,976.16

		90,109,868.70	1 年以内	45.58%	0.00
		78,920,403.02	1 年以内	39.92%	0.00
		11,078,003.08	4-5 年	5.60%	11,078,003.08
		6,550,000.00	4-5 年	3.31%	6,550,000.00
		2,721,470.03	5 年以上	1.38%	2,721,470.03
		189,379,744.83		95.79%	20,349,473.11

	4,871,851,663.76	4,931,760.00	4,866,919,903.76	4,871,851,663.76		4,871,851,663.76
	815,039,837.46		815,039,837.46	758,965,636.92		758,965,636.92
	5,686,891,501.22	4,931,760.00	5,681,959,741.22	5,630,817,300.68		5,630,817,300.68

	1.07			1.07		
	105,981,400.00			105,981,400.00		
	311,886,825.00			311,886,825.00		
	661,000,000.00			661,000,000.00		
	705,000,000.00			705,000,000.00		
	97,430,000.00			97,430,000.00		
	5,000,000.00			5,000,000.00		
	85,188,125.00			85,188,125.00		
	4,931,760.00			0.00	4,931,760.00	4,931,760.00
	2,207,572,032.75			2,207,572,032.75		
	70,000,000.00			70,000,000.00		
	500,000,000.00			500,000,000.00		
	33,829,224.60			33,829,224.60		
	84,032,295.34			84,032,295.34		
	4,871,851,663.76			4,866,919,903.76	4,931,760.00	4,931,760.00

	374,989,286.30			-26,032,572.09	7,053,130.64	-863,224.42					355,146,620.43
	374,989,286.30			-26,032,572.09	7,053,130.64	-863,224.42					355,146,620.43
	40,191,092.25			135,991.10							40,327,083.35
	216,556,633.54	36,200,000.00		29,353,970.85			6,789,023.23				275,321,581.16
	127,228,624.83			15,350,939.68		1,664,988.01					144,244,552.52
	383,976,350.62	36,200,000.00		44,840,901.63		1,664,988.01	6,789,023.23				459,893,217.03
	758,965,636.92	36,200,000.00		18,808,329.54	7,053,130.64	801,763.59	6,789,023.23				815,039,837.46

	849,478,641.25	785,101,251.10	461,364,273.33	486,184,441.59
	157,583,373.08	111,305,218.09	110,002,680.08	86,129,700.86
	1,007,062,014.33	896,406,469.19	571,366,953.41	572,314,142.45

	632,005,707.15	637,342,442.43
	375,056,307.18	259,064,026.76
	592,237,778.80	532,767,565.54
	414,824,235.53	363,638,903.65
	1,007,062,014.33	896,406,469.19
	1,007,062,014.33	896,406,469.19

6 ? ± 1

	-4,691,075.77	3,417,156.57	3,417,156.57
	23,458,380.31	459,300.09	459,300.09
	-5,944,728.31	-610,469.25	-5,046,502.43
	21,016,714.66	15,439,183.49	15,330,940.87
	-28,647,594.85	6,063,059.11	-15,624,453.13

	6.06	6.54	0.4131	0.4223	0.4131	0.4223
	6.33	6.69	0.4314	0.4323	0.4314	0.4323
